

# Market Report

March, 2019



## 1060 Brickell

1060 Brickell Ave  
Miami, FL 33131

Every month we compile this comprehensive market report focus on 1060 Brickell in this convenient and easy to read format. Our data comes from more than six different sources including MLS Associations, County Offices and Financial Institutions. Get this report for free every month on our website [1060brickellcondosforsale.com](http://1060brickellcondosforsale.com).

## Property Stats

POSTAL CODE 33131

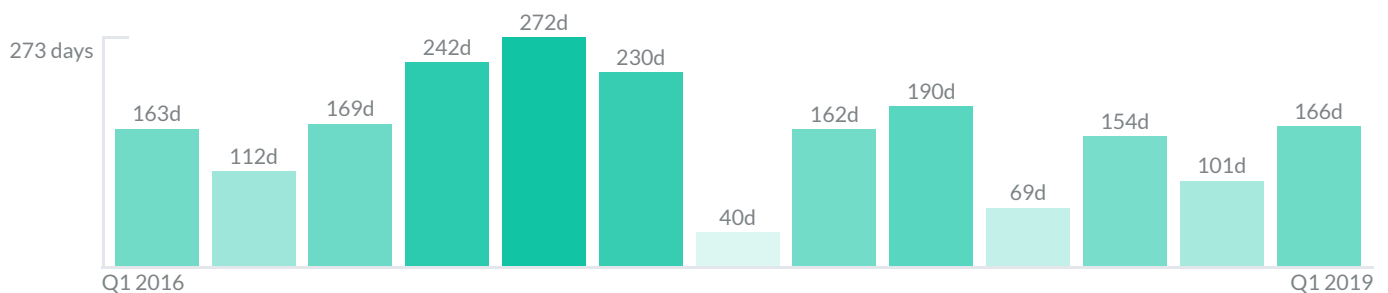
The property stats graph represents the median price evolution since ten years in your postal code area.



## Similar Properties

DAYS ON THE MARKET

Everyday 3 months we monitor how many days it takes for similar properties to be sold. This is also a good indicator to know when to buy or sale!



# Mortgage Rates

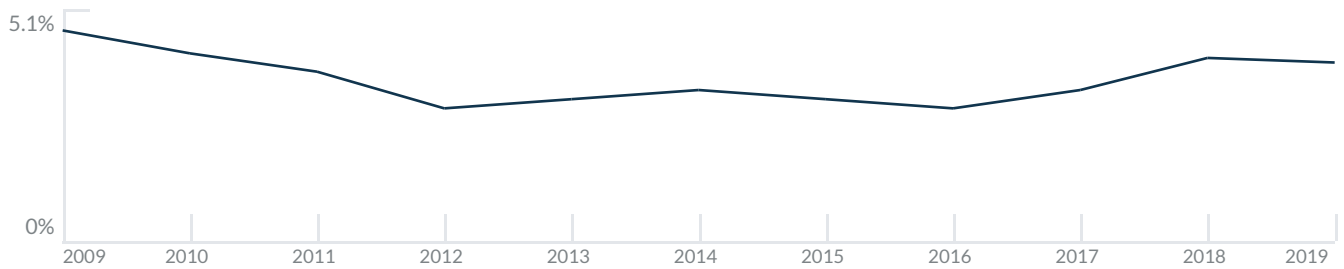
PER YEAR

Understanding mortgage economics is important when you want to buy with a loan. Below is the historical yearly average mortgage rates in the Unites States retrieved from Freddie Mac©

30 YEARS FIXED 4.4%



15 YEARS FIXED 3.9%



5/1-YEAR ADJUSTABLE 3.9%



# Schools

CLOSEST

Having good schools nearby is important if you have kids or plan to rent or sell your home. Ratings are retrieved from the leading independent and nonprofit GreatSchools©

ELEMENTARY SCHOOL  
Alpha Charter Of Excellence  
1/10

MIDDLE SCHOOL  
Young Womens Preparatory Academy  
10/10

HIGH SCHOOL  
New World School Of The Arts  
10/10

# Insights

IN 1060 BRICKELL

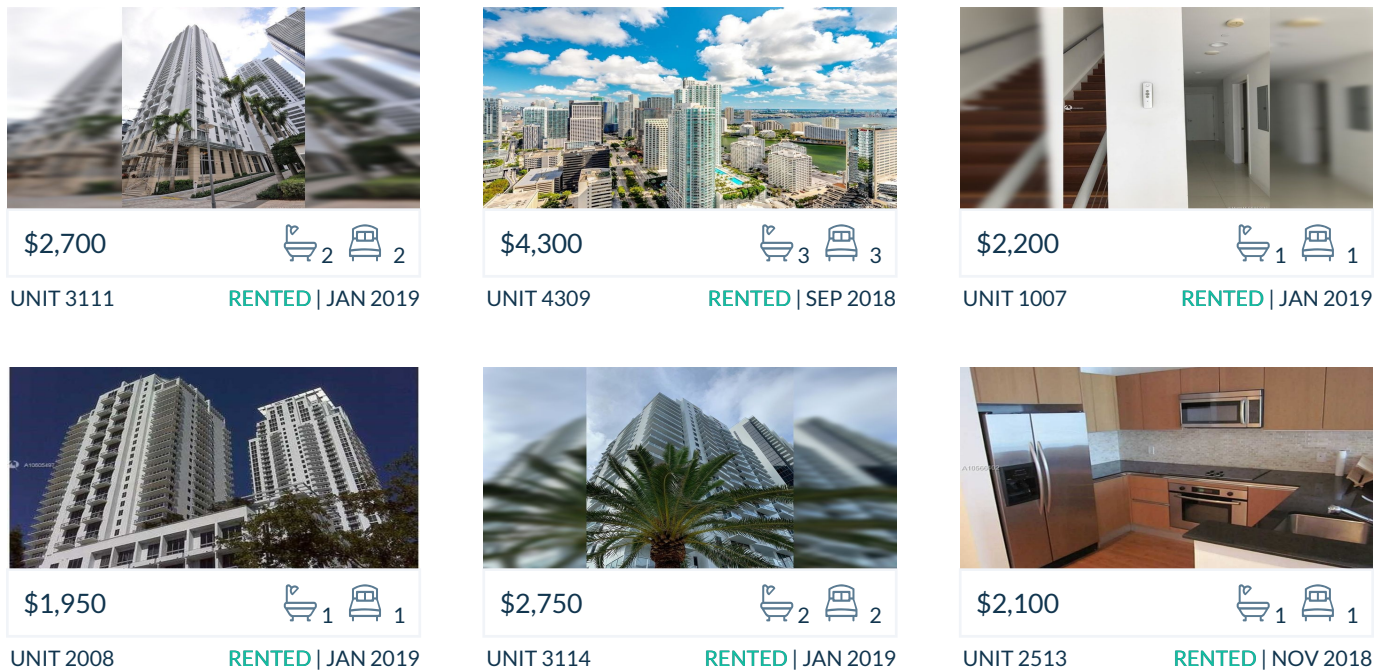
Below the average listing prices of available unit per property type.



# Activity

SOLD OR RENTED

Below the latest transactions reported by the local MLS Association for 1060 Brickell



## Sold

LAST 20 PROPERTIES SOLD IN 1060 BRICKELL

Unit	Price	Beds/Baths	\$/Sqft	Sqft	Buying Date	Days on Market
3212	\$255,000	0/1	\$423.6	602	Feb 2019	307
3503	\$340,000	1/1	\$353.1	963	Jan 2019	182
1612	\$239,000	0/1	\$397.7	601	Jan 2019	66
3513	\$330,000	1/1	\$349.2	945	Jan 2019	110
1806	\$240,000	0/1	\$391.5	613	Oct 2018	30
3511	\$389,000	2/2	\$357.5	1,088	Oct 2018	171
3613	\$325,000	1/1	\$343.9	945	Sep 2018	254
2022	\$239,000	0/1	\$395.7	604	Sep 2018	117
216	\$259,900	1/2	\$259.9	1,000	Aug 2018	53
3011	\$369,000	2/2	\$339.2	1,088	Aug 2018	249
2215	\$305,000	1/1	\$322.8	945	Jul 2018	97
812	\$270,000	1/2	\$270.0	1,000	Jun 2018	96
2010	\$309,000	1/1	\$366.5	843	Jun 2018	37
1418	\$329,000	1/1	\$291.7	1,128	Jun 2018	186
1407	\$399,000	2/2	\$366.7	1,088	May 2018	3
2512	\$255,000	0/1	\$424.3	601	May 2018	51
612	\$319,900	1/2	\$319.9	1,000	May 2018	68
3713	\$310,000	1/1	\$328.0	945	Apr 2018	43
2520	\$407,900	2/2	\$316.7	1,288	Mar 2018	95
2811	\$379,000	2/2	\$348.3	1,088	Mar 2018	413

## Rented

LAST 20 PROPERTIES RENTED IN 1060 BRICKELL

Unit	Price	Beds/Baths	\$/Sqft	Sqft	Rented Date	Days on Market
4309	\$4,300	3/3	\$2.2	1,987	Mar 2019	146
3111	\$2,700	2/2	\$2.5	1,088	Mar 2019	48
1007	\$2,200	1/1	\$2.2	982	Feb 2019	43
2008	\$1,950	1/1	\$2.7	735	Feb 2019	8
3114	\$2,750	2/2	\$2.2	1,278	Feb 2019	24
2513	\$2,100	1/1	\$2.2	945	Feb 2019	78
4101	\$3,000	2/2	\$2.2	1,368	Feb 2019	142
3213	\$2,200	1/1	\$2.3	945	Feb 2019	67
1008	\$2,100	1/1	\$2.0	1,066	Jan 2019	7
1508	\$2,100	1/1	\$2.9	731	Jan 2019	72
1705	\$2,100	1/1	\$2.2	963	Jan 2019	31
2208	\$2,050	1/1	\$2.8	731	Jan 2019	14
2401	\$2,750	2/2	\$2.0	1,368	Dec 2018	131
1408	\$2,000	1/1	\$2.7	731	Dec 2018	50
2614	\$2,700	2/2	\$2.1	1,278	Dec 2018	47
2618	\$2,150	1/1	N/A	N/A	Dec 2018	97
2215	\$2,250	1/1	\$2.4	945	Dec 2018	74
2120	\$2,700	2/2	\$2.1	1,288	Dec 2018	87
3405	\$2,150	1/1	\$2.2	963	Dec 2018	25
4115	\$2,300	1/1	\$2.4	945	Dec 2018	36

## Currently Listed

---

ACTIVE LISTINGS 1/3

Unit	Price	Beds/Baths	\$/Sqft	Sqft	Listing Date	Owner
211	\$349,000	1/2	\$304.3	1147	Feb 2019	N/A
218	\$325,000	1/1	\$334.4	972	Mar 2014	N/A
222	\$395,000	1/1	\$332.2	1189	Mar 2014	N/A
409	\$300,000	1/1	\$305.5	982	Apr 2017	UNIT 409 AVE...
415	\$395,000	1/1	\$375.1	1053	Dec 2016	N/A
422	\$425,000	1/1	\$364.2	1167	Nov 2018	N/A
422	\$2,500/mth	1/1	\$2.1	1167	Jan 2019	N/A
809	\$2,200/mth	1/1	\$2.2	982	Mar 2019	N/A
1011	\$350,000	1/2	\$305.1	1147	Dec 2018	N/A
1012	\$344,000	1/2	\$344.0	1000	Sep 2018	N/A
1409	\$1,800/mth	0/1	\$3.3	551	Mar 2018	RICARDO ALV...
1410	\$2,000/mth	1/1	\$2.4	843	Sep 2018	N/A
1414	\$2,600/mth	2/2	\$2.0	1278	Jan 2019	N/A
1616	\$315,000	1/1	\$279.3	1128	Nov 2018	N/A
1622	\$265,000	0/1	\$438.7	604	Jan 2018	N/A
1720	\$403,888	2/2	\$313.6	1288	Dec 2016	N/A
1805	\$375,000	1/1	\$389.4	963	Jan 2018	N/A
1814	\$410,000	2/2	\$320.8	1278	Sep 2018	N/A
1912	\$265,000	0/1	\$440.9	601	Jan 2018	N/A
1915	\$2,500/mth	1/1	\$2.6	945	Feb 2019	N/A

## Currently Listed

---

ACTIVE LISTINGS 2/3

Unit	Price	Beds/Baths	\$/Sqft	Sqft	Listing Date	Owner
2214	\$4,200/mth	2/2	\$3.3	1278	Sep 2018	N/A
2220	\$2,550/mth	2/2	\$2.0	1268	Jan 2019	N/A
2320	\$440,000	2/2	N/A	N/A	Jun 2017	N/A
2404	\$2,100/mth	1/1	\$2.9	731	Dec 2018	N/A
2418	\$340,000	1/1	\$301.4	1128	Jan 2019	N/A
2514	\$430,000	2/2	\$336.5	1278	Sep 2018	N/A
2603	\$375,000	1/1	\$389.4	963	Jan 2017	N/A
2607	\$2,700/mth	2/2	\$2.5	1088	Nov 2018	N/A
2613	\$2,150/mth	1/1	\$2.3	945	Mar 2019	N/A
2704	\$2,100/mth	1/1	\$2.9	731	Jan 2019	N/A
2804	\$2,600/mth	1/1	\$3.6	731	Jan 2019	N/A
2818	\$315,000	1/1	\$279.3	1128	Aug 2018	N/A
2903	\$379,000	1/1	\$393.6	963	Dec 2018	N/A
2904	\$2,150/mth	1/1	N/A	N/A	Sep 2018	N/A
3007	\$439,000	2/2	\$403.5	1088	Mar 2019	N/A
3105	\$2,200/mth	1/1	\$2.3	963	Mar 2019	N/A
3112	\$255,000	0/1	\$424.3	601	Sep 2017	N/A
3206	\$1,800/mth	1/1	\$2.9	613	Mar 2019	N/A
3209	\$275,000	0/1	\$499.1	551	Apr 2018	N/A
3308	\$2,100/mth	1/1	\$2.9	731	Feb 2019	N/A

## Currently Listed

---

ACTIVE LISTINGS 3/3

Unit	Price	Beds/Baths	\$/Sqft	Sqft	Listing Date	Owner
3322	\$1,750/mth	0/1	\$2.9	604	Feb 2019	N/A
3322	\$250,000	0/1	\$413.9	604	Feb 2019	N/A
3416	\$355,000	1/1	\$314.7	1128	Jul 2018	N/A
3418	\$399,000	1/1	\$353.7	1128	Nov 2018	N/A
3506	\$1,250,000	3/3	\$558.5	2238	Sep 2018	N/A
3601	\$495,000	2/2	\$361.8	1368	Aug 2018	GILDA PABO...
3709	\$270,000	0/1	\$490.0	551	Nov 2018	N/A
4011	\$3,200/mth	2/2	\$2.9	1088	Mar 2019	N/A
4017	\$3,200/mth	2/2	\$2.3	1368	Jul 2018	N/A
4209	\$899,999	2/3	\$452.9	1987	Feb 2018	N/A
4403	\$4,500/mth	3/2	\$2.5	1765	Nov 2018	N/A
4407	\$975,000	3/3	\$522.2	1867	May 2018	N/A