



1060 Brickell

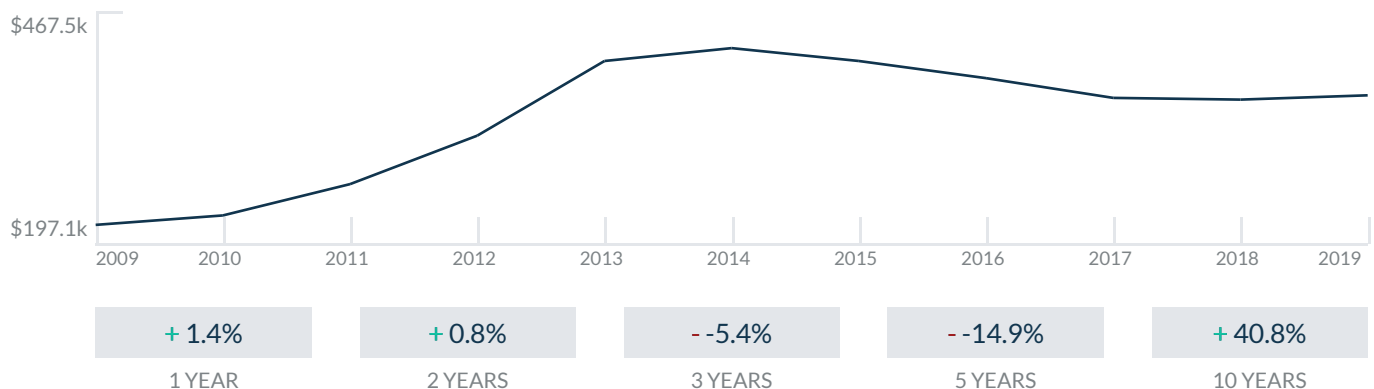
1060 Brickell Ave
Miami, FL 33131

Every month we compile this comprehensive market report focus on 1060 Brickell in this convenient and easy to read format. Our datas comes from more than six different sources including MLS Associations, County Offices and Financial Institutions. Get this report for free every month on our website 1060brickellcondosforsale.com.

Property Stats

POSTAL CODE 33131

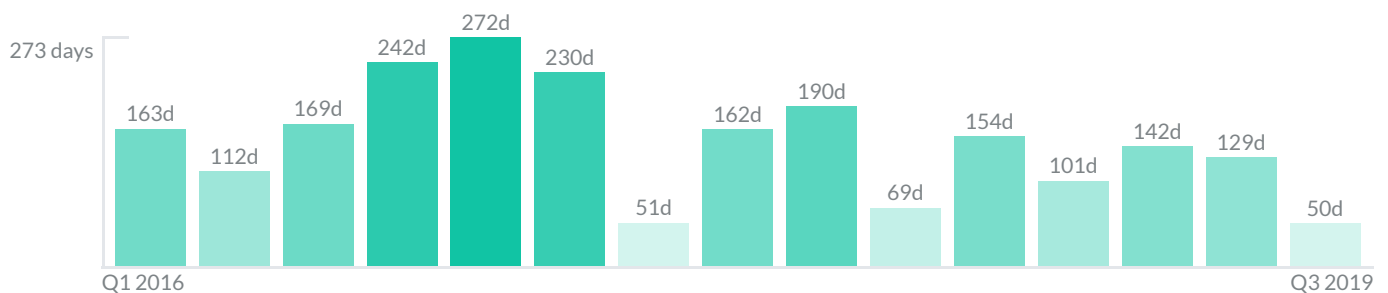
The property stats graph represents the median price evolution since ten years in your postal code area.



Similar Properties

DAYS ON THE MARKET

Everyday 3 months we monitor how many days it takes for similar properties to be sold. This is also a good indicator to know when to buy or sale!



Mortgage Rates

PER YEAR

Understanding mortgage economics is important when you want to buy with a loan. Below is the historical yearly average mortgage rates in the Unites States retrieved from Freddie Mac©

30 YEARS FIXED 4.4%



15 YEARS FIXED 3.9%



5/1-YEAR ADJUSTABLE 3.9%



Schools

CLOSEST

Having good schools nearby is important if you have kids or plan to rent or sell your home. Ratings are retrieved from the leading independent and nonprofit GreatSchools©

<p>ELEMENTARY SCHOOL</p> <p>Alpha Charter Of Aspire For</p> <p>1/10</p>	<p>MIDDLE SCHOOL</p> <p>Genio Maria De Hostos Youth Leadership Charter School</p> <p>1/10</p>	<p>HIGH SCHOOL</p> <p>World School Of The Arts</p> <p>10/10</p>
---	---	---

Insights

IN 1060 BRICKELL

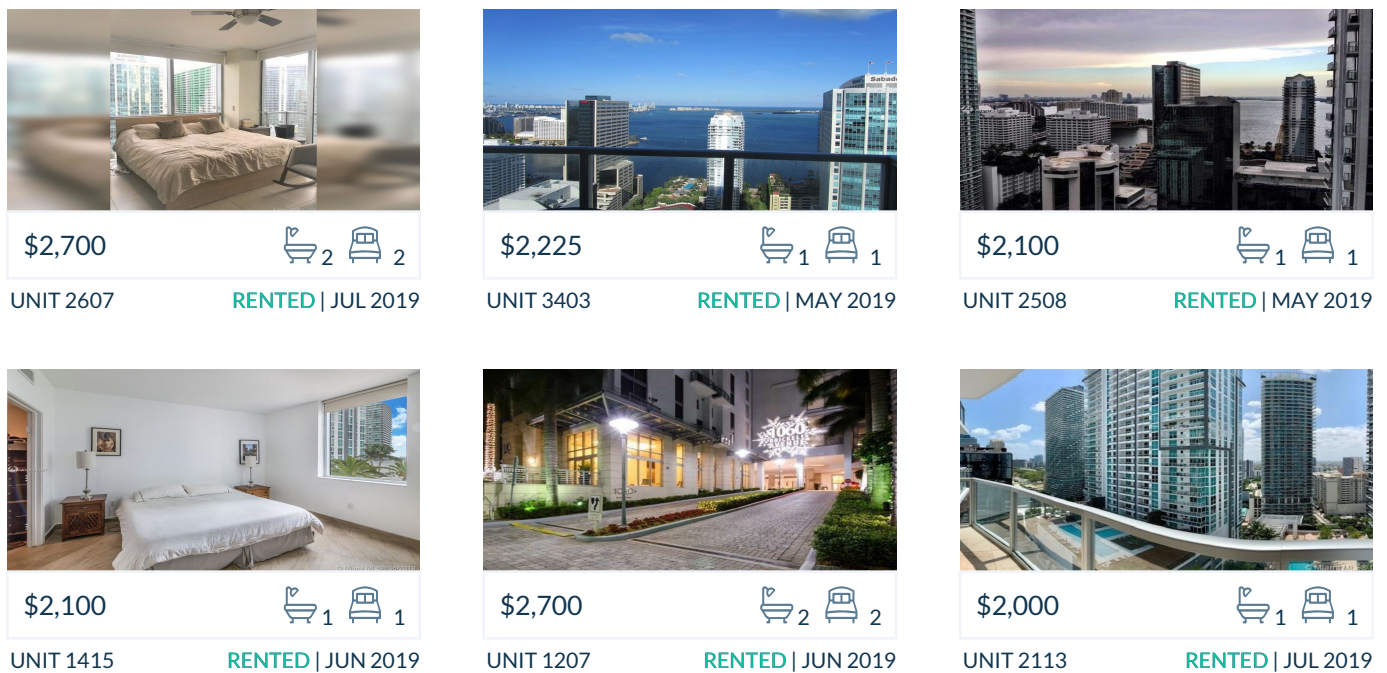
Below the average listing prices of available unit per property type.



Activity

SOLD OR RENTED

Below the latest transactions reported by the local MLS Association for 1060 Brickell



Sold

LAST 20 PROPERTIES SOLD IN 1060 BRICKELL

Unit	Price	Beds/Baths	\$/Sqft	Sqft	Buying Date	Days on Market
622	\$330,000	1/1	\$282.8	1,167	Jul 2019	64
2117	\$435,740	2/2	\$318.5	1,368	Jul 2019	36
3011	\$400,000	2/2	\$367.6	1,088	Jun 2019	6
2105	\$349,000	1/1	\$362.4	963	Jun 2019	44
2818	\$270,000	1/1	\$239.4	1,128	May 2019	282
615	\$325,000	1/1	\$282.9	1,149	May 2019	51
2514	\$430,000	2/2	\$336.5	1,278	May 2019	172
3601	\$495,000	2/2	\$361.8	1,368	Apr 2019	216
1814	\$410,000	2/2	\$320.8	1,278	Mar 2019	151
1812	\$235,000	0/1	\$391.0	601	Mar 2019	172
3811	\$370,000	2/2	\$340.1	1,088	Feb 2019	4
3212	\$255,000	0/1	\$423.6	602	Feb 2019	307
3503	\$340,000	1/1	\$353.1	963	Jan 2019	182
1612	\$239,000	0/1	\$397.7	601	Jan 2019	66
3513	\$330,000	1/1	\$349.2	945	Jan 2019	110
1806	\$240,000	0/1	\$391.5	613	Oct 2018	30
3511	\$389,000	2/2	\$357.5	1,088	Oct 2018	171
3613	\$325,000	1/1	\$343.9	945	Sep 2018	254
2022	\$239,000	0/1	\$395.7	604	Sep 2018	117
216	\$259,900	1/2	\$259.9	1,000	Aug 2018	53

Rented

LAST 20 PROPERTIES RENTED IN 1060 BRICKELL

Unit	Price	Beds/Baths	\$/Sqft	Sqft	Rented Date	Days on Market
2607	\$2,700	2/2	\$2.5	1,088	Aug 2019	18
3403	\$2,225	1/1	\$2.3	963	Aug 2019	17
2508	\$2,100	1/1	\$2.9	731	Aug 2019	68
1415	\$2,100	1/1	\$2.2	945	Aug 2019	27
1207	\$2,700	2/2	\$2.8	963	Aug 2019	40
2113	\$2,000	1/1	\$2.1	945	Aug 2019	6
1608	\$1,925	1/1	\$2.6	731	Aug 2019	2
2112	\$1,875	0/1	\$3.1	601	Aug 2019	50
3517	\$2,800	2/2	\$2.0	1,368	Aug 2019	13
3020	\$2,600	2/2	\$2.1	1,268	Aug 2019	107
2416	\$2,150	1/1	\$1.9	1,128	Aug 2019	78
1620	\$2,750	2/2	\$2.2	1,268	Jul 2019	15
1709	\$1,725	0/1	\$3.1	551	Jul 2019	81
2218	\$2,100	1/1	\$1.9	1,128	Jul 2019	15
3006	\$1,850	0/1	\$3.0	613	Jul 2019	30
2404	\$2,050	1/1	\$2.8	731	Jul 2019	185
3313	\$2,100	1/1	N/A	N/A	Jul 2019	55
4017	\$2,800	2/2	\$2.0	1,368	Jul 2019	81
612	\$2,300	1/2	\$2.3	1,000	Jul 2019	41
3913	\$2,200	1/1	\$2.3	945	Jul 2019	47

Currently Listed

ACTIVE LISTINGS 1/3

Unit	Price	Beds/Baths	\$/Sqft	Sqft	Listing Date	Owner
204	\$2,100/mth	1/1	\$2.1	1024	Jul 2019	N/A
211	\$329,900	1/2	\$287.6	1147	Feb 2019	N/A
211	\$2,150/mth	1/2	\$1.9	1147	Jul 2019	N/A
218	\$325,000	1/1	\$325.0	1000	Mar 2014	N/A
222	\$395,000	1/1	\$338.5	1167	Mar 2014	N/A
409	\$299,999	1/1	\$305.5	982	Apr 2017	UNIT 409 AVE...
409	\$2,100/mth	1/1	\$2.1	982	Mar 2019	N/A
415	\$395,000	1/1	\$375.1	1053	Dec 2016	N/A
415	\$2,195/mth	1/1	\$2.1	1053	Aug 2019	N/A
611	\$3,800/mth	1/1	N/A	N/A	Aug 2019	N/A
810	\$2,250/mth	1/2	\$2.3	1000	Aug 2019	N/A
813	\$434,000	2/2	\$301.4	1440	Jul 2019	N/A
1011	\$325,000	1/2	\$283.3	1147	Apr 2019	N/A
1012	\$335,000	1/2	\$335.0	1000	Jun 2019	N/A
1411	\$2,950/mth	2/2	\$2.7	1088	Jul 2019	N/A
1420	\$2,650/mth	2/2	\$2.1	1268	Aug 2019	N/A
1604	\$2,200/mth	1/1	\$3.0	731	Jun 2019	N/A
1606	\$1,700/mth	0/1	N/A	N/A	Jun 2019	N/A
1606	\$257,000	0/1	\$419.2	613	Aug 2019	N/A
1616	\$299,000	1/1	\$265.1	1128	Jul 2019	N/A

Currently Listed

ACTIVE LISTINGS 2/3

Unit	Price	Beds/Baths	\$/Sqft	Sqft	Listing Date	Owner
1622	\$265,000	0/1	\$438.7	604	Jul 2019	N/A
1704	\$310,000	1/1	\$424.1	731	May 2019	N/A
1720	\$385,800	2/2	\$299.5	1288	Dec 2016	N/A
1805	\$375,000	1/1	\$389.4	963	Jan 2018	N/A
1809	\$1,750/mth	0/1	\$3.2	551	Aug 2019	N/A
1911	\$2,500/mth	2/2	\$2.3	1088	Aug 2019	N/A
1912	\$265,000	0/1	\$440.9	601	Jul 2019	N/A
2012	\$1,750/mth	0/1	\$2.9	601	Jul 2019	N/A
2207	\$2,500/mth	2/2	\$2.3	1088	Jul 2019	N/A
2207	\$399,000	2/2	\$366.7	1088	Aug 2019	N/A
2209	\$1,800/mth	0/1	\$3.3	551	Aug 2019	N/A
2214	\$4,200/mth	2/2	\$3.3	1278	Sep 2018	N/A
2216	\$2,300/mth	1/1	\$2.0	1128	Aug 2019	N/A
2320	\$440,000	2/2	N/A	N/A	Jun 2017	N/A
2507	\$2,800/mth	2/2	\$2.0	1407	Aug 2019	N/A
2603	\$345,000	1/1	\$358.3	963	Jan 2017	N/A
2610	\$335,000	1/1	\$397.4	843	Jul 2019	N/A
2622	\$1,800/mth	0/1	\$3.0	604	Aug 2019	N/A
2804	\$2,600/mth	1/1	\$3.6	731	Jan 2019	N/A
2908	\$315,000	1/1	\$430.9	731	Mar 2019	N/A

Currently Listed

ACTIVE LISTINGS 3/3

Unit	Price	Beds/Baths	\$/Sqft	Sqft	Listing Date	Owner
3003	\$415,000	1/1	\$430.9	963	May 2019	N/A
3007	\$420,000	2/2	\$386.0	1088	Mar 2019	N/A
3107	\$3,000/mth	2/2	\$2.8	1088	Aug 2019	N/A
3112	\$269,000	0/1	\$447.6	601	Sep 2017	N/A
3203	\$335,000	1/1	\$347.9	963	Jul 2019	N/A
3209	\$275,000	0/1	\$499.1	551	Apr 2018	N/A
3315	\$2,350/mth	1/1	\$2.5	945	Aug 2019	N/A
3401	\$3,000/mth	2/2	\$2.2	1368	Aug 2019	N/A
3401	\$500,000	2/2	\$365.5	1368	Aug 2019	N/A
3416	\$319,000	1/1	\$282.8	1128	Jul 2018	N/A
3418	\$375,000	1/1	\$332.4	1128	Nov 2018	N/A
3506	\$999,500	3/3	\$446.6	2238	Sep 2018	N/A
3709	\$270,000	0/1	\$490.0	551	Nov 2018	N/A
3909	\$270,000	0/1	\$490.0	551	Mar 2019	N/A
4011	\$400,000	2/2	\$367.6	1088	Mar 2019	N/A
4209	\$899,999	2/3	\$452.9	1987	Feb 2018	N/A
4407	\$875,000	3/3	\$468.7	1867	Apr 2019	N/A
4503	\$1,500,000	3/3	\$594.1	2525	Aug 2019	N/A
4507	\$1,430,000	3/3	\$557.7	2564	Aug 2019	N/A