



1060 Brickell

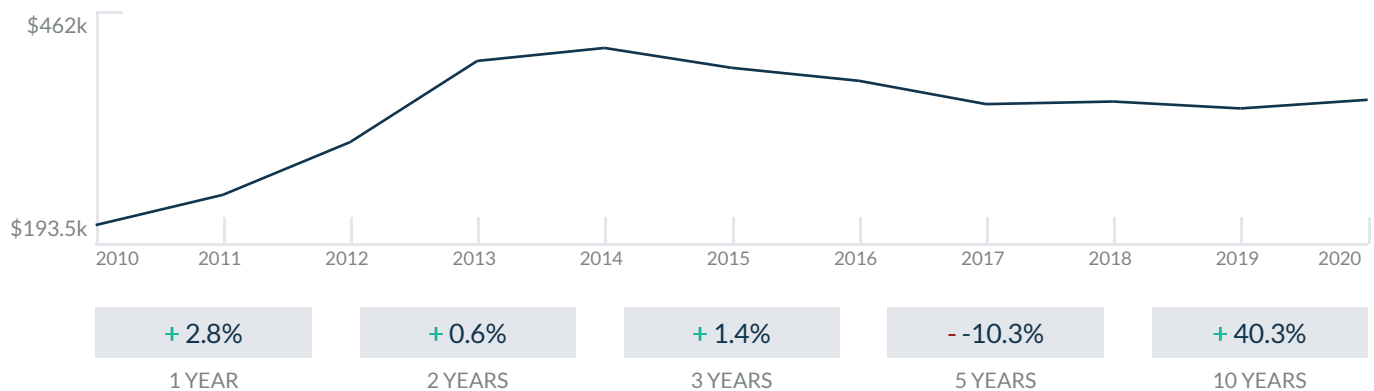
1060 Brickell Ave
Miami, FL 33131

Every month we compile this comprehensive market report focus on 1060 Brickell in this convenient and easy to read format. Our datas comes from more than six different sources including MLS Associations, County Offices and Financial Institutions. Get this report for free every month on our website 1060brickellcondosforsale.com.

Property Stats

POSTAL CODE 33131

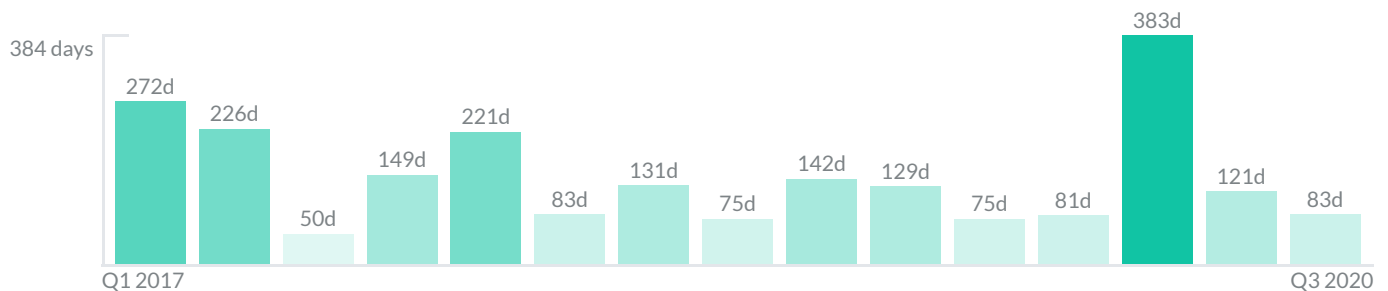
The property stats graph represents the median price evolution since ten years in your postal code area.



Similar Properties

DAYS ON THE MARKET

Everyday 3 months we monitor how many days it takes for similar properties to be sold. This is also a good indicator to know when to buy or sale!



Mortgage Rates

PER YEAR

Understanding mortgage economics is important when you want to buy with a loan. Below is the historical yearly average mortgage rates in the Unites States retrieved from Freddie Mac©

30 YEARS FIXED 4.4%



15 YEARS FIXED 3.9%



5/1-YEAR ADJUSTABLE 3.9%



Schools

CLOSEST

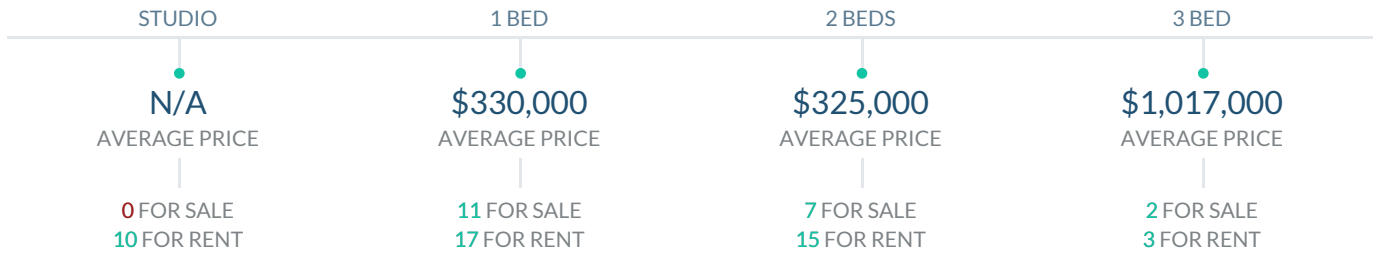
Having good schools nearby is important if you have kids or plan to rent or sell your home. Ratings are retrieved from the leading independent and nonprofit GreatSchools©

ELEMENTARY SCHOOL	MIDDLE SCHOOL	HIGH SCHOOL
Alpha Charter Of Aspire Engenio Maria De Hostos Youth Leadership Charter School	World School Of The Arts	
1/10	1/10	10/10

Insights

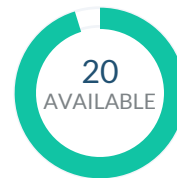
IN 1060 BRICKELL

Below the average listing prices of available unit per property type.



-2.4% to 25.7%
CAP RATE
Yearly net income when rent

36.7%
NEGOTIABILITY
What you can negotiate




Sale within the last month

Activity

SOLD OR RENTED

Below the latest transactions reported by the local MLS Association for 1060 Brickell



\$1,750



UNIT 3509

RENTED | AUG 2020




\$1,800



UNIT 1722

RENTED | AUG 2020




\$2,500



UNIT 3311

RENTED | AUG 2020




\$2,200



UNIT 2404

RENTED | AUG 2020



\$2,200



UNIT 2808

RENTED | AUG 2020



\$1,700



UNIT 1509

RENTED | AUG 2020

Sold

LAST 20 PROPERTIES SOLD IN 1060 BRICKELL

Unit	Price	Beds/Baths	\$/Sqft	Sqft	Buying Date	Days on Market
2610	\$315,000	1/1	\$373.7	843	Aug 2020	30
1011	\$315,000	1/2	\$274.6	1,147	Jul 2020	217
203	\$299,900	2/2	\$208.3	1,440	Jul 2020	2
2915	\$315,000	1/1	\$333.3	945	Jun 2020	10
4209	\$700,000	2/3	\$352.3	1,987	May 2020	83
3003	\$360,000	1/2	\$373.8	963	May 2020	129
4011	\$400,000	2/2	\$367.6	1,088	Apr 2020	261
4103	\$380,000	1/1	\$394.6	963	Mar 2020	161
3207	\$399,000	2/2	\$366.7	1,088	Mar 2020	20
1412	\$245,000	0/1	\$407.7	601	Jan 2020	53
1720	\$378,900	2/3	\$294.2	1,288	Jan 2020	1297
1606	\$239,900	0/1	\$391.4	613	Dec 2019	85
3305	\$334,999	1/2	\$347.9	963	Nov 2019	28
1908	\$305,000	1/1	\$417.2	731	Nov 2019	96
1704	\$310,000	1/1	\$424.1	731	Oct 2019	134
L-4	\$8,000	0/0	N/A	N/A	Oct 2019	60
3909	\$270,000	0/1	\$490.0	551	Sep 2019	150
2322	\$1,700	0/1	\$2.8	604	Aug 2019	48
622	\$330,000	1/2	\$282.8	1,167	Jul 2019	64
2117	\$435,740	2/3	\$318.5	1,368	Jul 2019	36

Rented

LAST 20 PROPERTIES RENTED IN 1060 BRICKELL

Unit	Price	Beds/Baths	\$/Sqft	Sqft	Rented Date	Days on Market
3509	\$1,750	0/1	\$3.2	551	Aug 2020	58
1722	\$1,800	0/1	\$3.0	604	Aug 2020	58
3311	\$2,500	2/2	\$2.3	1,088	Aug 2020	30
2404	\$2,200	1/1	\$3.0	731	Aug 2020	45
2808	\$2,200	1/1	\$3.0	731	Aug 2020	7
1509	\$1,700	0/1	\$3.1	551	Aug 2020	96
3109	\$1,700	0/1	\$3.1	551	Aug 2020	32
1022	\$2,200	1/2	\$1.9	1,167	Aug 2020	7
3301	\$3,000	2/3	\$2.2	1,368	Aug 2020	43
3406	\$5,800	3/4	\$2.6	2,252	Aug 2020	175
209	\$2,000	1/2	\$2.0	982	Aug 2020	74
2001	\$2,895	2/3	\$2.1	1,368	Aug 2020	41
3111	\$2,550	2/2	\$2.3	1,088	Jul 2020	143
1717	\$2,700	2/3	\$2.0	1,368	Jul 2020	38
2418	\$2,250	1/2	\$2.0	1,128	Jul 2020	81
2822	\$1,800	0/1	\$3.0	604	Jul 2020	40
1707	\$2,450	2/2	\$2.3	1,088	Jul 2020	49
1818	\$2,150	1/2	\$1.9	1,128	Jul 2020	24
2618	\$2,200	1/2	N/A	N/A	Jul 2020	56
1712	\$2,000	0/1	\$3.3	601	Jul 2020	41

Currently Listed

ACTIVE LISTINGS 1/4

Unit	Price	Beds/Baths	\$/Sqft	Sqft	Listing Date	Owner
204	\$2,150/mth	1/2	\$2.1	1024	Jul 2020	EZIO G VALER...
208	\$330,000	1/2	\$309.6	1066	Jun 2020	CRISTIAN ETE...
211	\$295,000	1/2	\$257.2	1147	Aug 2020	MIREN T SOL...
413	\$3,000/mth	2/2	\$2.1	1440	Jul 2020	RICARDO LIC...
413	\$570,000	2/2	\$395.8	1440	Jul 2020	RICARDO LIC...
415	\$395,000	1/2	\$375.1	1053	Jul 2020	SALVADOR DI...
416	\$2,100/mth	1/2	\$2.1	1000	Aug 2020	
422	\$409,000	1/2	\$350.5	1167	Jun 2020	IGNACIO REC...
1001	\$2,100/mth	1/2	\$2.0	1053	Aug 2020	
1006	\$2,100/mth	1/2	\$2.0	1040	Aug 2020	BOHUSLAV C...
1007	\$2,100/mth	1/2	\$2.1	982	Aug 2020	MARIA EMILI...
1012	\$328,900	1/2	\$328.9	1000	Aug 2020	INESSA TSER
1013	\$515,000	2/2	\$357.6	1440	Jul 2020	JIM PERKINS...
1205	\$314,900	1/1	\$327.0	963	Aug 2020	LLC FLORIDA...
1209	\$335,000	1/1	\$307.9	1088	Jul 2020	REFERENCE O...
1410	\$2,000/mth	1/1	\$2.4	843	Jul 2020	RAMON WAL...
1411	\$2,750/mth	2/2	\$2.5	1088	Jul 2020	RAFAEL ELIAS...
1411	\$399,000	2/2	N/A	N/A	Aug 2020	RAFAEL ELIAS...
1414	\$399,999	2/3	\$313.0	1278	Jul 2020	
1414	\$2,900/mth	2/3	\$2.3	1278	Jul 2020	

Currently Listed

ACTIVE LISTINGS 2/4

Unit	Price	Beds/Baths	\$/Sqft	Sqft	Listing Date	Owner
1417	\$2,650/mth	2/3	\$1.9	1368	Aug 2020	CAROLINA M...
1514	\$2,750/mth	2/3	\$2.2	1278	Aug 2020	N/A
1706	\$1,800/mth	0/1	\$2.9	613	Jul 2020	SEBASTIEN W...
1812	\$1,800/mth	0/1	\$3.0	601	Jul 2020	JOSE LACOUT...
1817	\$2,690/mth	2/3	\$2.0	1368	Aug 2020	ALBERTO JOS...
1904	\$2,100/mth	1/1	\$2.9	731	Aug 2020	MARCO A DE...
1906	\$1,700/mth	0/1	\$2.8	613	Aug 2020	CRISTINA LOBO
1908	\$1,950/mth	1/1	\$2.7	731	Aug 2020	IMELDO VICT...
1910	\$2,200/mth	1/1	\$2.6	843	Aug 2020	PAMELA M G...
2007	\$2,599/mth	2/2	\$2.4	1088	Aug 2020	
2012	\$1,800/mth	0/1	\$3.0	601	Jul 2020	MARIUS BOE...
2013	\$2,200/mth	1/1	\$2.3	945	Aug 2020	
2017	\$2,600	2/2	\$1.9	1368	Aug 2020	N/A
2209	\$1,800/mth	0/1	\$3.3	551	Aug 2020	
2213	\$310,000	1/1	\$328.0	945	Aug 2020	ANDRES C BIS...
2214	\$4,200/mth	2/3	\$3.3	1278	Jul 2020	ALCIDES OVA...
2216	\$295,000	1/2	\$261.5	1128	Jul 2020	
2220	\$2,650/mth	2/3	\$2.1	1268	Aug 2020	ROARK R MO...
2306	\$1,700/mth	0/1	\$2.8	613	Aug 2020	JUAN A MEN...
2308	\$2,100/mth	1/1	\$2.9	731	Aug 2020	DANIELA E CA...

Currently Listed

ACTIVE LISTINGS 3/4

Unit	Price	Beds/Baths	\$/Sqft	Sqft	Listing Date	Owner
2322	\$1,700/mth	0/1	\$2.8	604	Aug 2020	JOSE SANCHE...
2508	\$295,000	1/1	\$403.6	731	Jul 2020	DANIEL CANEL
2512	\$1,850/mth	0/1	\$3.1	601	Jul 2020	N/A
2704	\$2,200/mth	1/1	\$3.0	731	Jul 2020	HECTOR EMIL...
2818	\$320,000	1/2	\$283.7	1128	Jul 2020	
2820	\$3,400	2/2	\$2.7	1268	Jul 2020	ARNE C FEYLI...
2922	\$1,700/mth	0/1	\$2.8	604	Aug 2020	OFFIDA CORP.
3007	\$385,000	2/2	\$353.9	1088	Aug 2020	GUIDO CARR...
3007	\$2,800/mth	2/2	\$2.6	1088	Aug 2020	GUIDO CARR...
3016	\$2,550/mth	1/2	\$2.3	1128	Aug 2020	MARIA I LUAI...
3020	\$2,690/mth	2/3	\$2.1	1268	Jul 2020	GLADSTONE...
3102	\$2,200/mth	1/1	\$2.6	843	Aug 2020	CONSTANZA...
3203	\$2,300/mth	1/2	\$2.4	963	Aug 2020	LLC FLORIDA...
3216	\$2,300/mth	1/2	\$2.0	1128	Aug 2020	Ivan Gonzalez...
3306	\$1,950/mth	0/1	\$3.2	613	Aug 2020	N/A
3407	\$2,600/mth	2/2	\$2.4	1088	Aug 2020	RONALD UST...
3507	\$2,600/mth	2/2	\$2.4	1088	Aug 2020	Carlo Tremolada
3615	\$2,250/mth	1/1	\$2.4	945	Aug 2020	
3901	\$3,200/mth	2/3	\$2.3	1368	Aug 2020	ANTONIA SAB...
3917	\$2,900/mth	2/3	\$2.1	1368	Aug 2020	N/A

Currently Listed

ACTIVE LISTINGS 4/4

Unit	Price	Beds/Baths	\$/Sqft	Sqft	Listing Date	Owner
4303	\$799,000	3/3	\$452.7	1765	Aug 2020	ALMARIO V C...
4303	\$5,800/mth	3/3	\$3.3	1765	Aug 2020	ALMARIO V C...
4307	\$4,150/mth	3/4	\$2.2	1867	Aug 2020	
4503	\$1,235,000	3/4	\$489.1	2525	Aug 2020	ATAHUALPA...
4503	\$6,750/mth	3/4	\$2.7	2525	Aug 2020	ATAHUALPA...