



1060 Brickell

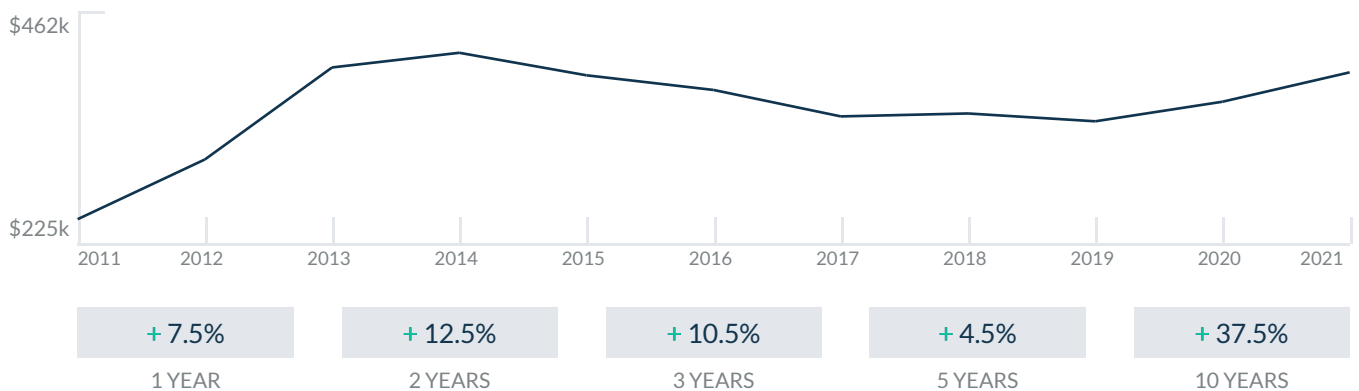
1060 Brickell Ave
Miami, FL 33131

Every month we compile this comprehensive market report focus on 1060 Brickell in this convenient and easy to read format. Our datas comes from more than six different sources including MLS Associations, County Offices and Financial Institutions. Get this report for free every month on our website [1060brickellcondosforsale.com](https://www.1060brickellcondosforsale.com).

Property Stats

POSTAL CODE 33131

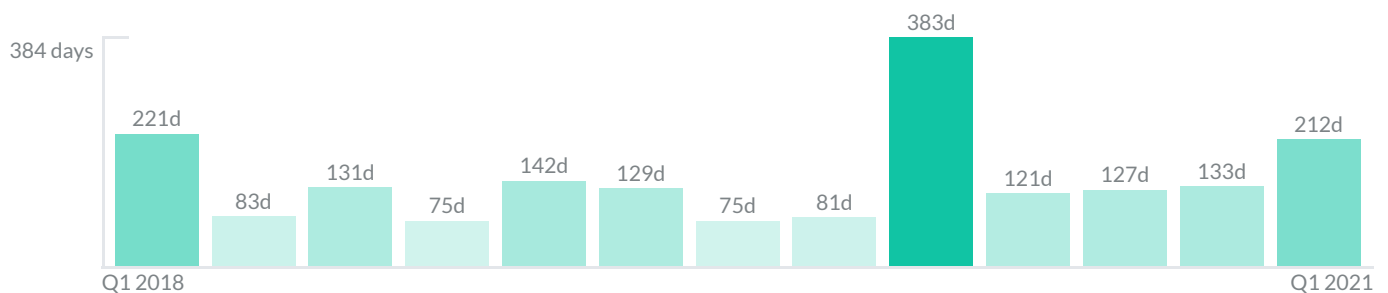
The property stats graph represents the median price evolution since ten years in your postal code area.



Similar Properties

DAYS ON THE MARKET

Everyday 3 months we monitor how many days it takes for similar properties to be sold. This is also a good indicator to know when to buy or sale!



Mortgage Rates

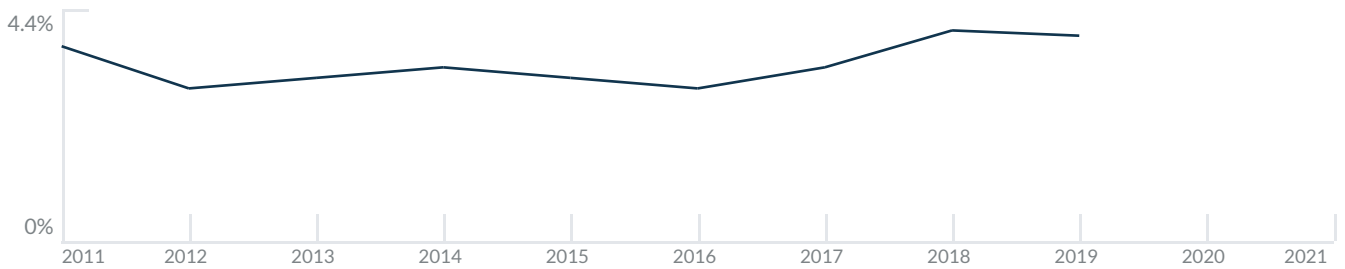
PER YEAR

Understanding mortgage economics is important when you want to buy with a loan. Below is the historical yearly average mortgage rates in the Unites States retrieved from Freddie Mac©

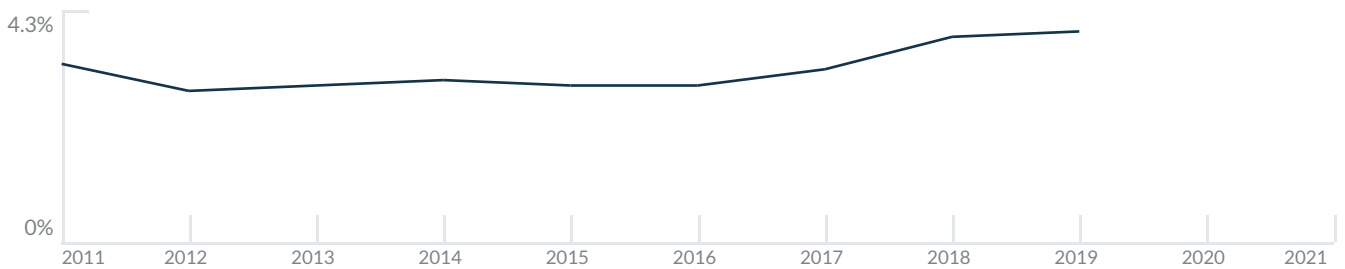
30 YEARS FIXED 4.4%



15 YEARS FIXED 3.9%



5/1-YEAR ADJUSTABLE 3.9%



Schools

CLOSEST

Having good schools nearby is important if you have kids or plan to rent or sell your home. Ratings are retrieved from the leading independent and nonprofit GreatSchools©

ELEMENTARY SCHOOL	MIDDLE SCHOOL	HIGH SCHOOL
Alpha Charter Of Aspire For Genio Maria De Hostos Youth Leadership Charter School	World School Of The Arts	
1/10	1/10	10/10

Insights

IN 1060 BRICKELL

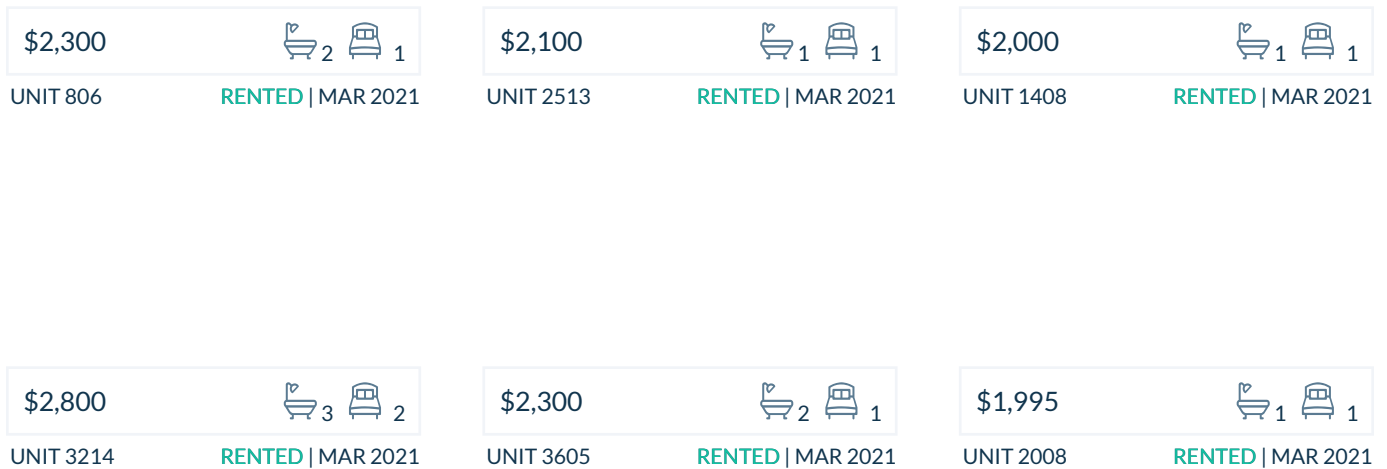
Below the average listing prices of available unit per property type.



Activity

SOLD OR RENTED

Below the latest transactions reported by the local MLS Association for 1060 Brickell



Sold

LAST 20 PROPERTIES SOLD IN 1060 BRICKELL

Unit	Price	Beds/Baths	\$/Sqft	Sqft	Buying Date	Days on Market
2816	\$314,900	1/2	\$279.2	1,128	Mar 2021	82
3203	\$339,000	1/2	\$352.0	963	Feb 2021	59
4503	\$1,180,000	3/4	\$467.3	2,525	Feb 2021	137
211	\$285,000	1/2	\$248.5	1,147	Feb 2021	269
2207	\$360,000	2/2	\$330.9	1,088	Jan 2021	513
3418	\$335,000	1/2	\$297.0	1,128	Dec 2020	62
2508	\$295,000	1/1	\$403.6	731	Dec 2020	161
2818	\$320,000	1/2	\$283.7	1,128	Dec 2020	97
3007	\$385,000	2/2	\$353.9	1,088	Dec 2020	210
2510	\$315,000	1/1	\$373.7	843	Sep 2020	260
3703	\$339,000	1/2	\$352.0	963	Sep 2020	299
3210	\$335,000	1/1	\$397.4	843	Sep 2020	25
2610	\$315,000	1/1	\$373.7	843	Aug 2020	30
2820	\$2,800	2/2	\$2.2	1,268	Aug 2020	53
1011	\$315,000	1/2	\$274.6	1,147	Jul 2020	217
203	\$299,900	2/2	\$208.3	1,440	Jul 2020	2
2915	\$315,000	1/1	\$333.3	945	Jun 2020	10
4209	\$700,000	2/3	\$352.3	1,987	May 2020	83
3003	\$360,000	1/2	\$373.8	963	May 2020	129
4011	\$400,000	2/2	\$367.6	1,088	Apr 2020	261

Rented

LAST 20 PROPERTIES RENTED IN 1060 BRICKELL

Unit	Price	Beds/Baths	\$/Sqft	Sqft	Rented Date	Days on Market
806	\$2,300	1/2	\$2.2	1,040	Mar 2021	10
2513	\$2,100	1/1	\$2.2	945	Mar 2021	24
1408	\$2,000	1/1	\$2.7	731	Mar 2021	11
3214	\$2,800	2/3	\$2.2	1,278	Mar 2021	15
3605	\$2,300	1/2	\$2.4	963	Mar 2021	95
2008	\$1,995	1/1	\$2.7	731	Mar 2021	29
809	\$2,100	1/2	\$2.1	982	Mar 2021	89
2515	\$2,200	1/1	\$2.3	945	Mar 2021	83
3417	\$3,000	2/3	\$2.2	1,368	Mar 2021	51
3206	\$1,750	0/1	\$2.9	613	Mar 2021	56
2811	\$2,500	2/2	\$2.3	1,088	Mar 2021	45
1613	\$2,150	1/1	\$2.3	945	Feb 2021	97
1903	\$2,000	1/2	\$2.1	963	Feb 2021	47
2508	\$2,050	1/1	\$2.8	731	Feb 2021	29
3413	\$2,200	1/1	\$2.3	945	Feb 2021	20
3018	\$2,150	1/2	\$1.9	1,128	Feb 2021	8
2906	\$1,800	0/1	\$2.9	613	Feb 2021	12
3617	\$3,150	2/3	\$2.3	1,368	Feb 2021	79
1804	\$2,075	1/1	\$2.8	731	Feb 2021	58
2910	\$2,050	1/1	\$2.4	843	Feb 2021	11

Currently Listed

ACTIVE LISTINGS 1/2

Unit	Price	Beds/Baths	\$/Sqft	Sqft	Listing Date	Owner
PH35...	\$1,500,000	3/4	\$670.2	2238	Mar 2021	JAIME LOZANO
203	\$649,000	2/2	\$450.7	1440	Mar 2021	JORGE PEREI...
413	\$550,000	2/2	\$381.9	1440	Mar 2021	RICARDO LIC...
415	\$395,000	1/2	\$375.1	1053	Mar 2021	SALVADOR DI...
606	\$385,000	1/2	\$370.2	1040	Mar 2021	
805	\$360,000	1/2	\$313.9	1147	Mar 2021	
1004	\$315,000	1/2	\$307.6	1024	Feb 2021	MARIA DE LO...
1012	\$309,000	1/2	\$309.0	1000	Feb 2021	INESSA TSER
1209	\$325,000	1/1	\$298.7	1088	Mar 2021	REFERENCE O...
1411	\$375,000	2/2	\$344.7	1088	Feb 2021	RAFAEL ELIAS...
1414	\$2,600/mth	2/3	\$2.0	1278	Feb 2021	
1616	\$299,000	1/2	\$265.1	1128	Nov 2020	EDUARDO GI...
1805	\$2,300/mth	1/2	\$2.4	963	Mar 2021	GUIDO ANGE...
1816	\$319,000	1/2	\$282.8	1128	Feb 2021	
1904	\$307,000	1/1	\$420.0	731	Jan 2021	MARCO A DE...
2214	\$4,200/mth	2/3	\$3.3	1278	Mar 2021	ALCIDES OVA...
2312	\$1,800/mth	0/1	\$3.0	601	Mar 2021	PAOLO GARI...
2406	\$264,500	0/1	N/A	N/A	Jan 2021	EULALIA RUBIO
2604	\$350,000	1/1	\$478.8	731	Mar 2021	N/A
2715	\$2,150/mth	1/1	\$2.3	945	Jan 2021	

Currently Listed

ACTIVE LISTINGS 2/2

Unit	Price	Beds/Baths	\$/Sqft	Sqft	Listing Date	Owner
3106	\$1,800/mth	0/1	\$2.9	613	Mar 2021	
3307	\$3,400/mth	2/2	\$3.1	1088	Mar 2021	MARIO GIUFF...
3517	\$475,000	2/3	\$347.2	1368	Mar 2021	N/A
4005	\$370,000	1/2	\$384.2	963	Mar 2021	MIGUELA PE...
4309	\$4,500/mth	3/3	\$2.3	1987	Mar 2021	MARIANELLA...
4407	\$847,000	3/3	\$453.7	1867	Feb 2021	N/A