

# Market Report

September, 2022



## 1060 Brickell

1060 Brickell Ave  
Miami, FL 33131

Every month we compile this comprehensive market report focus on 1060 Brickell in this convenient and easy to read format. Our data comes from more than six different sources including MLS Associations, County Offices and Financial Institutions. Get this report for free every month on our website [1060brickellcondosforsale.com](https://www.1060brickellcondosforsale.com).

## Property Stats

POSTAL CODE 33131

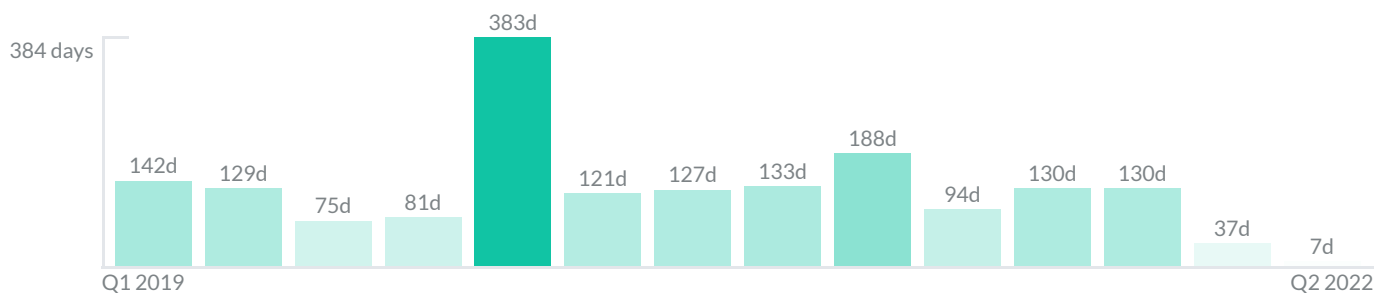
The property stats graph represents the median price evolution since ten years in your postal code area.



## Similar Properties

DAYS ON THE MARKET

Everyday 3 months we monitor how many days it takes for similar properties to be sold. This is also a good indicator to know when to buy or sale!

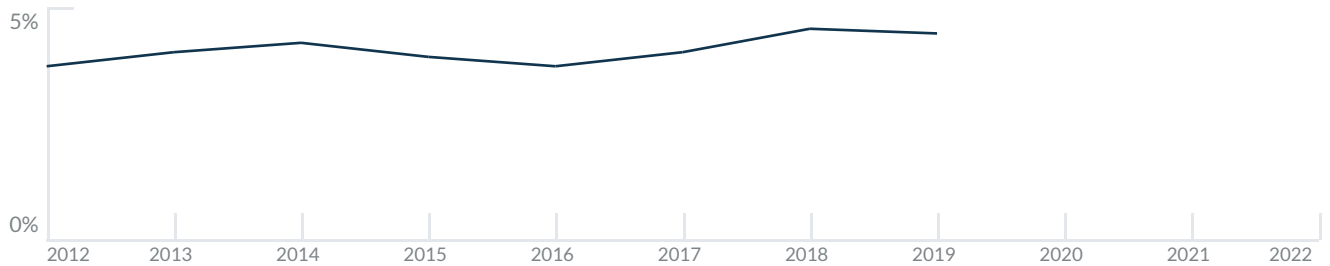


# Mortgage Rates

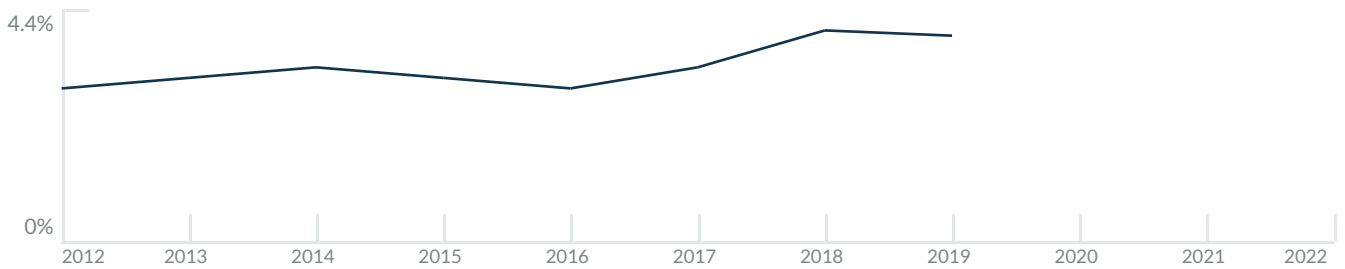
PER YEAR

Understanding mortgage economics is important when you want to buy with a loan. Below is the historical yearly average mortgage rates in the Unites States retrieved from Freddie Mac©

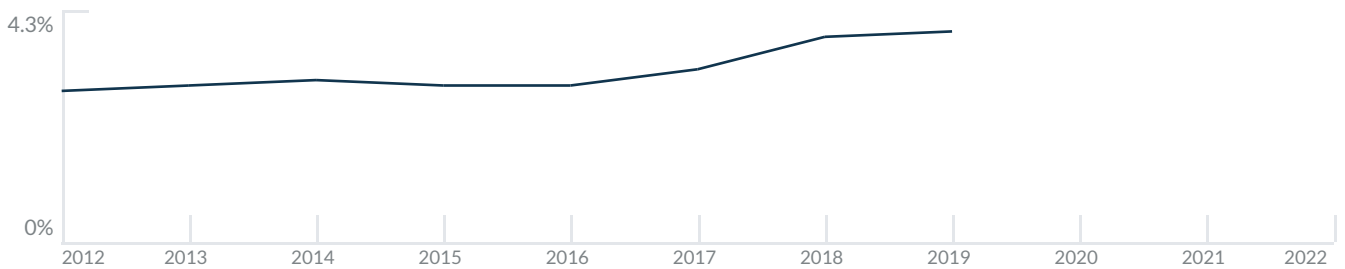
30 YEARS FIXED 4.4%



15 YEARS FIXED 3.9%



5/1-YEAR ADJUSTABLE 3.9%



# Schools

CLOSEST

Having good schools nearby is important if you have kids or plan to rent or sell your home. Ratings are retrieved from the leading independent and nonprofit GreatSchools©

ELEMENTARY SCHOOL	MIDDLE SCHOOL	HIGH SCHOOL
Alpha Charter Of Aspire For Genio Maria De Hostos Youth Leadership Charter School	World School Of The Arts	
1/10	1/10	10/10

# Insights

IN 1060 BRICKELL

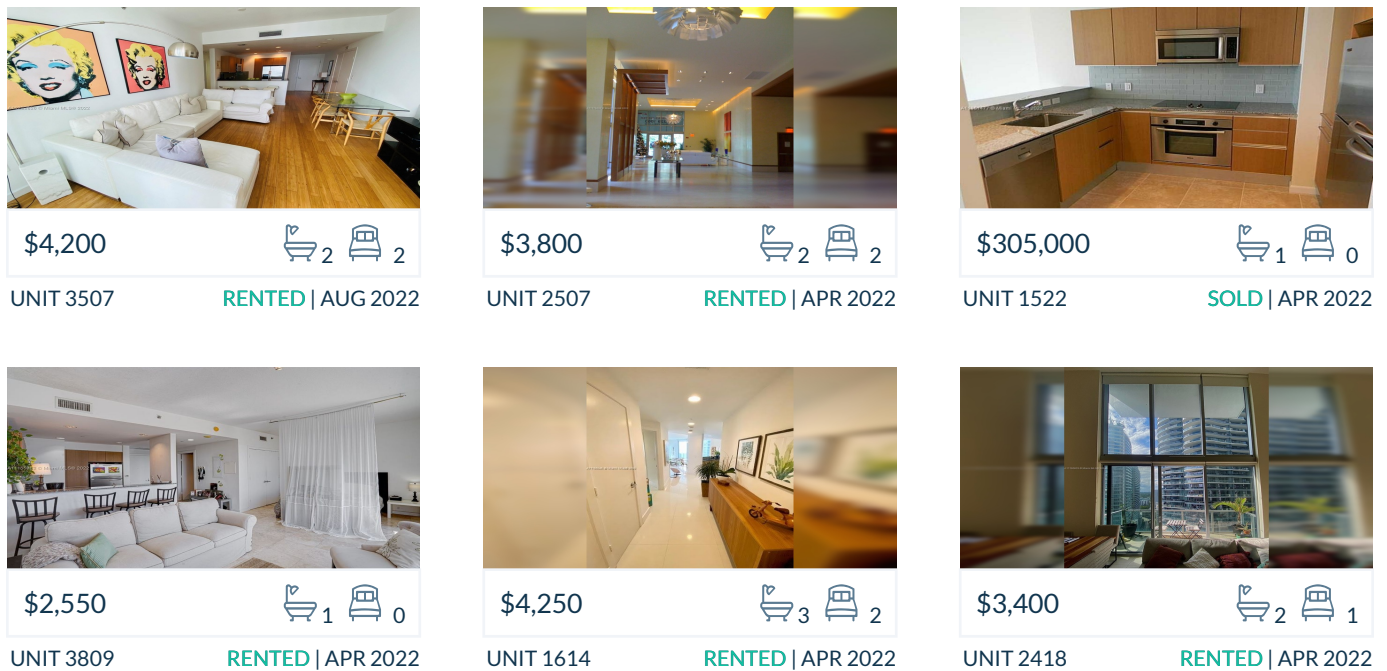
Below the average listing prices of available unit per property type.



# Activity

SOLD OR RENTED

Below the latest transactions reported by the local MLS Association for 1060 Brickell



## Sold

LAST 20 PROPERTIES SOLD IN 1060 BRICKELL

Unit	Price	Beds/Baths	\$/Sqft	Sqft	Buying Date	Days on Market
1522	\$305,000	0/1	\$505.0	604	Apr 2022	7
1508	\$370,000	1/1	\$506.2	731	Mar 2022	2
3609	\$320,000	0/1	\$580.8	551	Mar 2022	7
3402	\$1,370,000	3/4	\$548.2	2,499	Feb 2022	171
3603	\$390,000	1/2	\$405.0	963	Jan 2022	2
1803	\$395,000	1/2	\$410.2	963	Jan 2022	3
3803	\$380,000	1/2	\$394.6	963	Dec 2021	7
1417	\$630,000	2/3	\$460.5	1,368	Dec 2021	52
415	\$395,000	1/2	\$375.1	1,053	Dec 2021	650
2220	\$500,000	2/3	\$394.3	1,268	Dec 2021	31
409	\$340,000	1/2	\$346.2	982	Dec 2021	73
3111	\$497,500	2/2	\$457.3	1,088	Dec 2021	17
3911	\$469,000	2/2	\$431.1	1,088	Nov 2021	73
413	\$550,000	2/2	\$381.9	1,440	Nov 2021	154
2515	\$315,000	1/1	N/A	N/A	Oct 2021	114
2418	\$330,000	1/2	\$292.6	1,128	Sep 2021	16
1020	\$350,000	1/2	\$350.0	1,000	Sep 2021	8
4407	\$755,000	3/3	\$404.4	1,867	Sep 2021	799
805	\$360,000	1/2	\$313.9	1,147	Sep 2021	111
1818	\$320,000	1/2	\$283.7	1,128	Aug 2021	23

## Rented

LAST 20 PROPERTIES RENTED IN 1060 BRICKELL

Unit	Price	Beds/Baths	\$/Sqft	Sqft	Rented Date	Days on Market
3507	\$4,200	2/2	\$3.9	1,088	Aug 2022	33
2507	\$3,800	2/2	\$3.5	1,088	Apr 2022	10
3809	\$2,550	0/1	\$4.6	551	Apr 2022	7
1614	\$4,250	2/3	\$3.3	1,278	Mar 2022	12
2418	\$3,400	1/2	\$3.0	1,128	Mar 2022	25
809	\$2,790	1/2	\$2.8	982	Mar 2022	5
2910	\$3,200	1/1	\$3.8	843	Feb 2022	16
1820	\$4,200	2/3	\$3.3	1,268	Feb 2022	57
2007	\$3,500	2/2	\$3.2	1,088	Feb 2022	8
1712	\$3,000	0/1	\$5.0	601	Feb 2022	27
2311	\$3,800	2/2	\$3.5	1,088	Feb 2022	20
610	\$3,700	1/2	\$3.7	1,000	Jan 2022	13
3517	\$3,750	2/2	\$2.7	1,368	Jan 2022	6
413	\$5,200	2/2	\$3.6	1,440	Jan 2022	36
2805	\$3,200	1/2	\$3.3	963	Jan 2022	50
2822	\$2,500	0/1	\$4.1	604	Jan 2022	20
3122	\$2,400	0/1	\$4.0	604	Jan 2022	2
1815	\$3,200	1/1	\$3.4	945	Jan 2022	24
214	\$3,800	1/2	\$3.8	1,000	Jan 2022	49
4003	\$2,950	1/2	\$3.1	963	Dec 2021	7

## Currently Listed

---

ACTIVE LISTINGS 1/1

Unit	Price	Beds/Baths	\$/Sqft	Sqft	Listing Date	Owner
802	\$3,400/mth	1/2	\$3.5	968	Aug 2022	
814	\$3,700/mth	1/2	\$3.7	1000	Aug 2022	N/A
2112	\$409,000	0/1	\$680.5	601	Aug 2022	PARIS RE GRP
2309	\$2,800/mth	0/1	\$5.1	551	Aug 2022	BERNARDO F...
3018	\$3,450/mth	1/2	\$3.1	1128	Aug 2022	
3112	\$2,950/mth	0/1	\$4.9	601	Aug 2022	N/A
3220	\$4,200/mth	2/3	\$3.3	1268	Aug 2022	ELZETTE MAR...
3301	\$4,450/mth	2/3	\$3.3	1368	Aug 2022	MARIO LOOR
3320	\$690,000	2/3	\$535.7	1288	Aug 2022	SILVON RAYE...
3709	\$380,000	0/1	\$689.7	551	Aug 2022	