

Market Report

May, 2023



1060 Brickell

1060 Brickell Ave
Miami, FL 33131

Every month we compile this comprehensive market report focus on 1060 Brickell in this convenient and easy to read format. Our data comes from more than six different sources including MLS Associations, County Offices and Financial Institutions. Get this report for free every month on our website [1060brickellcondosforsale.com](https://www.1060brickellcondosforsale.com).

Property Stats

POSTAL CODE 33131

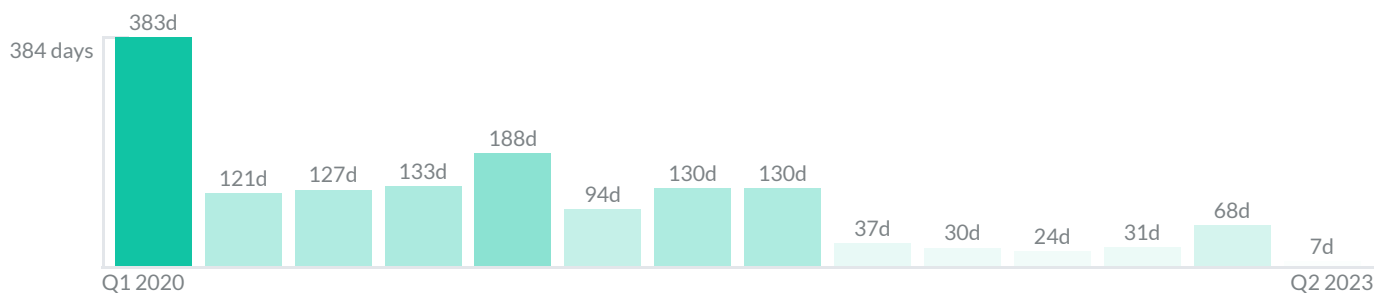
The property stats graph represents the median price evolution since ten years in your postal code area.



Similar Properties

DAYS ON THE MARKET

Everyday 3 months we monitor how many days it takes for similar properties to be sold. This is also a good indicator to know when to buy or sale!



Mortgage Rates

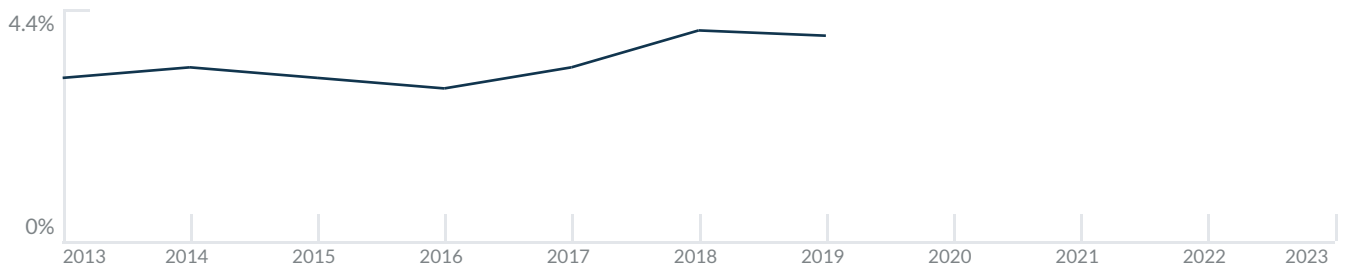
PER YEAR

Understanding mortgage economics is important when you want to buy with a loan. Below is the historical yearly average mortgage rates in the Unites States retrieved from Freddie Mac©

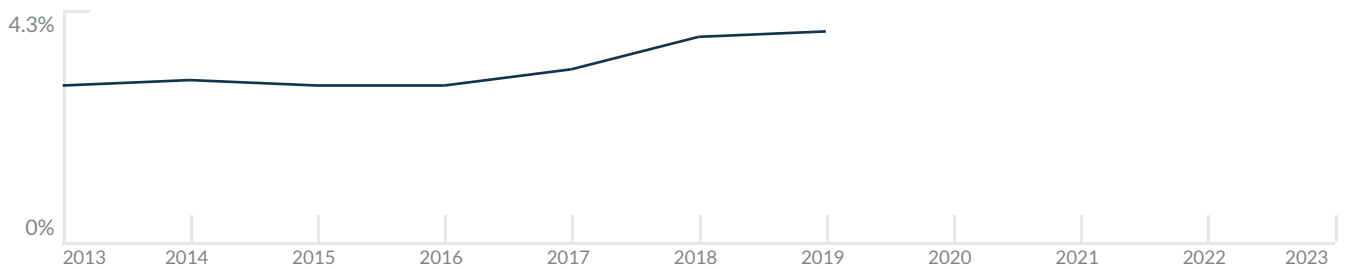
30 YEARS FIXED 4.4%



15 YEARS FIXED 3.9%



5/1-YEAR ADJUSTABLE 3.9%



Schools

CLOSEST

Having good schools nearby is important if you have kids or plan to rent or sell your home. Ratings are retrieved from the leading independent and nonprofit GreatSchools©

ELEMENTARY SCHOOL	MIDDLE SCHOOL	HIGH SCHOOL
Alpha Charter Of Aspire Engenio Maria De Hostos Youth Leadership Charter School	World School Of The Arts	
1/10	1/10	10/10

Insights

IN 1060 BRICKELL

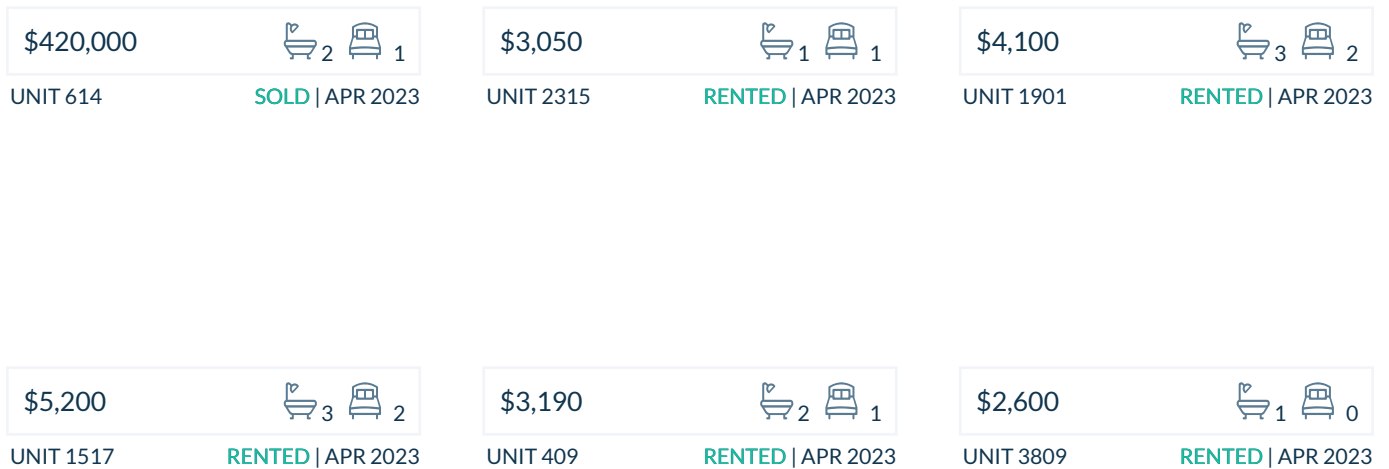
Below the average listing prices of available unit per property type.



Activity

SOLD OR RENTED

Below the latest transactions reported by the local MLS Association for 1060 Brickell



Sold

LAST 20 PROPERTIES SOLD IN 1060 BRICKELL

Unit	Price	Beds/Baths	\$/Sqft	Sqft	Buying Date	Days on Market
614	\$420,000	1/2	\$420.0	1,000	Apr 2023	7
4017	\$740,000	2/3	\$540.9	1,368	Mar 2023	31
2903	\$475,000	1/2	\$493.3	963	Feb 2023	5
2207	\$610,000	2/2	\$560.7	1,088	Feb 2023	83
422	\$489,000	1/2	\$419.0	1,167	Jan 2023	86
3611	\$600,000	2/2	\$551.5	1,088	Jan 2023	133
3006	\$388,000	0/1	\$633.0	613	Dec 2022	20
3405	\$464,000	1/2	\$481.8	963	Nov 2022	24
2218	\$459,000	1/2	\$406.9	1,128	Oct 2022	42
3901	\$799,000	2/3	\$584.1	1,368	Oct 2022	39
2804	\$497,500	1/1	\$680.6	731	Oct 2022	31
4001	\$799,000	2/3	\$584.1	1,368	Sep 2022	34
3209	\$380,000	0/1	\$689.7	551	Sep 2022	30
3709	\$390,000	0/1	\$707.8	551	Sep 2022	45
615	\$449,000	1/2	\$426.4	1,053	Aug 2022	10
1014	\$475,000	1/2	\$475.0	1,000	Aug 2022	28
3517	\$700,000	2/3	\$511.7	1,368	Jul 2022	12
1416	\$450,000	1/2	\$398.9	1,128	Jul 2022	27
1520	\$530,000	2/3	\$411.5	1,288	Jul 2022	7
2811	\$497,000	2/2	\$456.8	1,088	Jun 2022	N/A

Rented

LAST 20 PROPERTIES RENTED IN 1060 BRICKELL

Unit	Price	Beds/Baths	\$/Sqft	Sqft	Rented Date	Days on Market
2315	\$3,050	1/1	\$3.2	945	Apr 2023	16
1901	\$4,100	2/3	\$3.0	1,368	Apr 2023	7
1517	\$5,200	2/3	\$3.8	1,368	Apr 2023	60
409	\$3,190	1/2	\$3.2	982	Apr 2023	59
3809	\$2,600	0/1	\$4.7	551	Apr 2023	9
3701	\$4,300	2/3	\$3.1	1,368	Mar 2023	35
618	\$3,200	1/2	\$3.2	1,000	Mar 2023	15
3112	\$2,700	0/1	\$4.5	601	Mar 2023	27
1720	\$4,100	2/3	\$3.2	1,288	Mar 2023	5
4005	\$3,450	1/2	\$3.6	963	Mar 2023	19
1903	\$3,100	1/2	\$3.2	963	Mar 2023	22
2704	\$3,150	1/1	\$4.3	731	Mar 2023	37
1804	\$3,000	1/1	\$4.1	731	Mar 2023	98
1813	\$3,200	1/1	\$3.4	945	Mar 2023	20
2007	\$4,000	2/2	\$3.7	1,088	Mar 2023	30
215	\$3,350	1/2	\$3.2	1,053	Mar 2023	27
2003	\$3,390	1/2	\$3.5	963	Feb 2023	22
2004	\$3,075	1/1	\$4.2	731	Feb 2023	8
3004	\$3,200	1/1	\$4.4	731	Feb 2023	13
3411	\$3,600	2/2	\$3.3	1,088	Feb 2023	7

Currently Listed

ACTIVE LISTINGS 1/4

Unit	Price	Beds/Baths	\$/Sqft	Sqft	Listing Date	Owner
_814	\$4,200/mth	1/2	\$4.2	1000	Dec 2022	N/A
205	\$4,500/mth	1/2	\$3.9	1147	Mar 2023	YOHANA RO...
207	\$3,000/mth	1/2	\$3.1	982	Apr 2023	PAOLA CASTI...
218	\$445,000	1/2	\$445.0	1000	Apr 2023	
218	\$3,400/mth	1/2	\$3.4	1000	Mar 2023	
222	\$460,000	1/2	\$394.2	1167	Nov 2022	
405	\$3,100/mth	1/2	\$2.7	1147	Nov 2022	
410	\$3,700/mth	1/2	\$3.7	1000	Mar 2023	KARLA MEND...
604	\$469,900	1/2	\$458.9	1024	Feb 2023	JOAO GONCA...
614	\$455,000	1/2	\$455.0	1000	Feb 2023	NELLY PATRI...
615	\$499,900	1/2	\$474.7	1053	Nov 2022	KRISTIN RENE...
806	\$3,400/mth	1/2	\$3.3	1040	Mar 2023	ALEXANDRA...
806	\$460,000	1/2	\$442.3	1040	Mar 2023	ALEXANDRA...
811	\$3,875/mth	1/2	\$3.4	1147	Jan 2023	
813	\$5,500/mth	2/2	\$3.8	1440	Nov 2022	JOSE A GOME...
1005	\$4,000/mth	1/2	\$3.5	1147	Feb 2023	
1005	\$4,000/mth	1/2	\$3.5	1147	Mar 2023	
1205	\$479,000	1/1	\$497.4	963	Apr 2023	LLC FLORIDA...
1410	\$3,500/mth	1/1	\$4.2	843	Nov 2022	RAMON WAL...
1410	\$3,500/mth	1/1	\$4.2	843	Apr 2023	RAMON WAL...

Currently Listed

ACTIVE LISTINGS 2/4

Unit	Price	Beds/Baths	\$/Sqft	Sqft	Listing Date	Owner
1509	\$379,000	0/1	\$687.8	551	Jan 2023	LLC BRICKELL...
1513	\$449,000	1/1	\$475.1	945	Dec 2022	HELEN GATT...
1602	\$3,100/mth	1/1	\$3.7	843	Apr 2023	VISWANATH...
1604	\$3,300/mth	1/1	\$4.5	731	Nov 2022	
1614	\$4,180/mth	2/3	\$3.3	1278	Apr 2023	JOSE RAPHAEL...
1616	\$3,400/mth	1/2	\$3.0	1128	Dec 2022	EDUARDO GI...
1622	\$2,700/mth	0/1	\$4.5	604	Feb 2023	GIULIANO MI...
1706	\$379,000	0/1	\$618.3	613	Feb 2023	SEBASTIEN W...
1805	\$3,300/mth	1/2	\$3.4	963	Apr 2023	GUIDO ANGE...
1901	\$4,200/mth	2/3	\$3.1	1368	Nov 2022	
1913	\$3,300/mth	1/1	\$3.5	945	Apr 2023	ENDER ENRIQ...
2016	\$504,000	1/2	\$446.8	1128	Dec 2022	VIVIANA R NA...
2112	\$409,000	0/1	\$680.5	601	Aug 2022	PARIS RE GRP
2112	\$2,650/mth	0/1	\$4.4	601	Apr 2023	PARIS RE GRP
2115	\$3,200/mth	1/1	\$3.4	945	Feb 2023	GUILLERMO S...
2115	\$3,200/mth	1/1	\$3.4	945	Apr 2023	GUILLERMO S...
2211	\$3,900/mth	2/2	\$3.6	1088	Nov 2022	JOSE I SOCOL...
2220	\$4,999/mth	2/3	\$3.9	1268	Nov 2022	ROARK R MO...
2315	\$3,200/mth	1/1	\$3.4	945	Jan 2023	FAKHRA MU...
2502	\$549,000	1/1	\$651.2	843	Dec 2022	SCOTT ALLEN...

Currently Listed

ACTIVE LISTINGS 3/4

Unit	Price	Beds/Baths	\$/Sqft	Sqft	Listing Date	Owner
2506	\$2,699/mth	0/1	\$4.4	613	Mar 2023	ERICK SCHNE...
2509	\$2,900/mth	0/1	\$5.3	551	Apr 2023	
2517	\$4,100/mth	2/3	\$3.0	1368	Nov 2022	
2617	\$4,450/mth	2/3	\$3.3	1368	Nov 2022	MANUEL DUR...
2620	\$4,200/mth	2/3	\$3.3	1268	Dec 2022	ANDRES SER...
2711	\$3,750/mth	2/2	\$3.4	1088	Apr 2023	N/A
2715	\$3,000/mth	1/1	\$3.2	945	Mar 2023	
2901	\$7,500/mth	2/3	\$5.5	1368	Nov 2022	GREG NAMOFF
2901	\$7,800/mth	2/3	\$5.7	1368	Dec 2022	GREG NAMOFF
2901	\$6,500/mth	2/3	\$4.8	1368	Feb 2023	GREG NAMOFF
2901	\$7,800/mth	2/3	\$5.7	1368	Apr 2023	GREG NAMOFF
2913	\$3,050/mth	1/1	\$3.2	945	Mar 2023	
3018	\$3,450/mth	1/2	\$3.1	1128	Aug 2022	
3018	\$480,000	1/2	\$425.5	1128	Apr 2023	
3110	\$3,400/mth	1/1	\$4.0	843	Apr 2023	
3214	\$675,000	2/3	\$528.2	1278	Nov 2022	JOSEPH RAYE...
3320	\$690,000	2/3	\$535.7	1288	Aug 2022	SILVON RAYE...
3322	\$3,000/mth	0/1	\$5.0	604	Mar 2023	IVAN ORLAN...
3402	\$13,000/mth	3/4	\$5.2	2499	Apr 2023	ROGER SPECK
3417	\$4,200/mth	2/3	\$3.1	1368	Apr 2023	

Currently Listed

ACTIVE LISTINGS 4/4

Unit	Price	Beds/Baths	\$/Sqft	Sqft	Listing Date	Owner
3611	\$640,000	2/2	\$588.2	1088	Jan 2023	
3613	\$4,000/mth	1/1	\$4.2	945	Nov 2022	LUIGI BACCIC...
4001	\$4,300/mth	2/3	\$3.1	1368	Nov 2022	ESTIBALIZ ELI...
4009	\$360,000	0/1	\$653.4	551	Nov 2022	JAMES D SALAS
4013	\$3,200/mth	1/1	\$3.4	945	Mar 2023	
4017	\$4,400/mth	2/3	\$3.2	1368	Feb 2023	MARIA C MO...
4307	\$1,200,000	3/4	\$642.7	1867	Nov 2022	
4307	\$1,200,000	3/4	\$642.7	1867	Nov 2022	
4307	\$1,110,000	3/3	N/A	N/A	Dec 2022	